



DATAGROUP

DATAGROUP is synonymous with stability

Analyst Presentation

May 2024

Who are we: Leading German IT full service provider




~ 3,500
Employees



~ € 500m
in revenues



Solid balance
sheet ratios



30 locations in
Germany

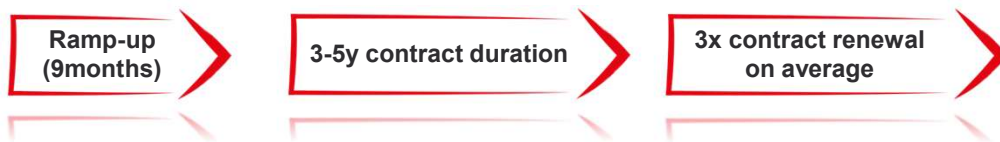
IT's that simple.

- Rock solid business model based on innovative CORBOX service suite
- Helping companies to increase efficiency, save costs, skilled labor shortage
- High share of long-term contracts with recurring revenues offers security in macroeconomically challenging times
- Driven by highly diversified customer base in the SME segment from a wide range of industries, institutions and the financial sector, no customer exceeds 5% of revenues
- High potential in key future trends (AI, Security, Cloud): drivers for accelerated growth and cross-selling
- Strong inorganic growth record with more than 30 successful acquisitions

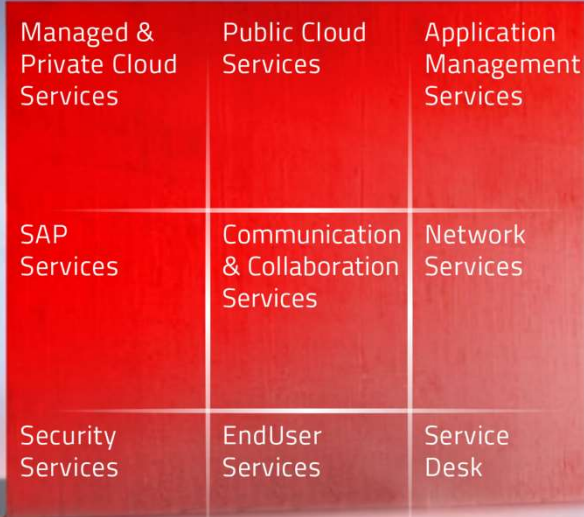
Business Model: Full service offering for IT, cloud and security services

- Innovative Service as a Product approach with CORBOX service suite at its core
- For SME companies with € 100 – 5,000m annual revenue as well as institutions and the financial sector across Germany
- Economies of scale through industrial service provision
- Standardization as a basis for automation and efficiency gains
- Modular solution for worry-free IT operation with highest safety standards proven by recognized certifications

Long term customer relationships



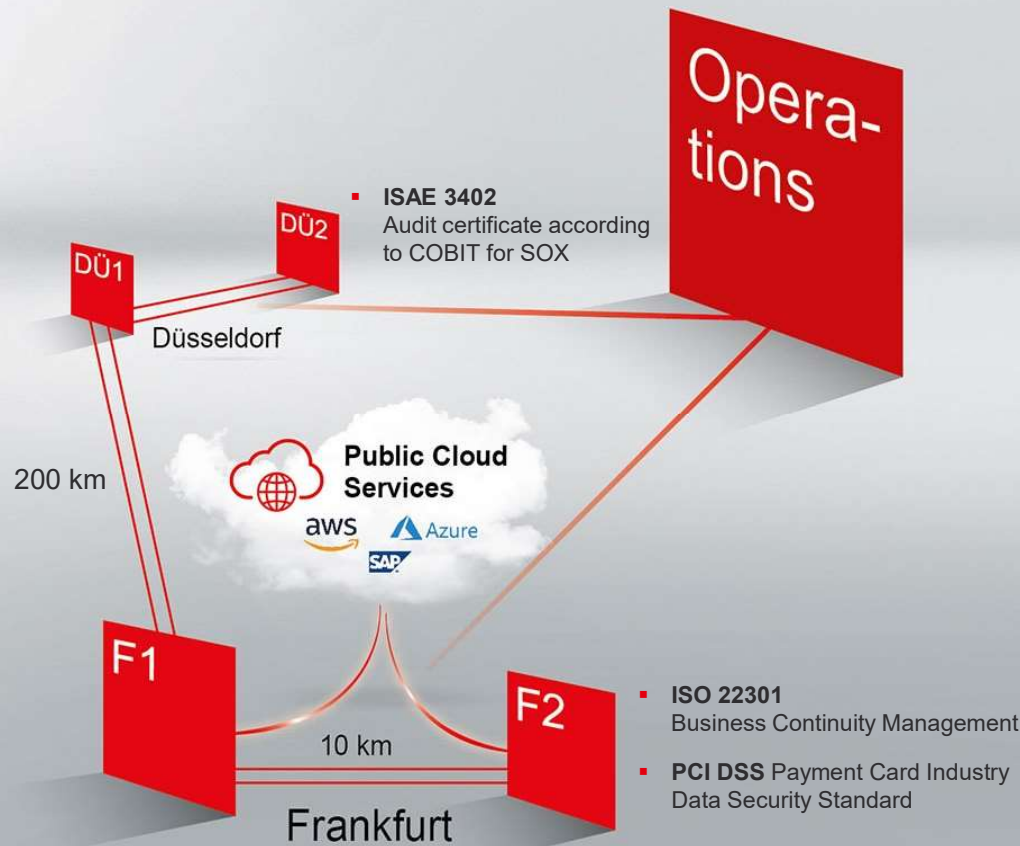
IT's that simple.



Managed & Private Cloud Services	Public Cloud Services	Application Management Services
SAP Services	Communication & Collaboration Services	Network Services
Security Services	EndUser Services	Service Desk

DATAGROUP SE – May 2024 | 3

Data Centers in Germany in Colocation with Public Cloud Integration



- Improved disaster recovery abilities based on a joint Data Center backbone in Frankfurt-Düsseldorf
- Optimal public cloud connection to DECIX and ECIX
- Integration of Nuremberg Data Center location into the central Data Centers
- 🌱 Sustainability improved thanks to concentration at energy-efficient locations
- Further integration of acquired Data Center locations
- CAPEX light

The DATAGROUP Production Model



DATAGROUP



Virtually centralized supply units ensure

- Efficiency gains / cost control
- Automation
- Public cloud integration
- Scalability / capacity for growth

Local presence ensures

- Eye height
- Proximity
- On-site services
- Sales success

IT's that simple.



DATAGROUP

IT's that dynamic.

Order Intake, Transformation Revenues and
Q1 2023/24

Strong CORBOX Order Intake in the 2023/24 Financial Year so far



Process industry
Onsite Support
3 years, approx. EUR 5.3m p.a.



Student Union
Application Management
5 years, approx. EUR 1.25m p.a.



Heat and electricity generation
Managed IT Services
5 years, approx. EUR 5.3m p.a.

- In FY 2023/24, new CORBOX customers with a total annual revenue volume of over EUR 18m acquired to date



Medical and care products
Private cloud
5 years, approx. EUR 1.5m p.a.



Defense
Management IT Services
3 years, approx. EUR 3.1m p.a.



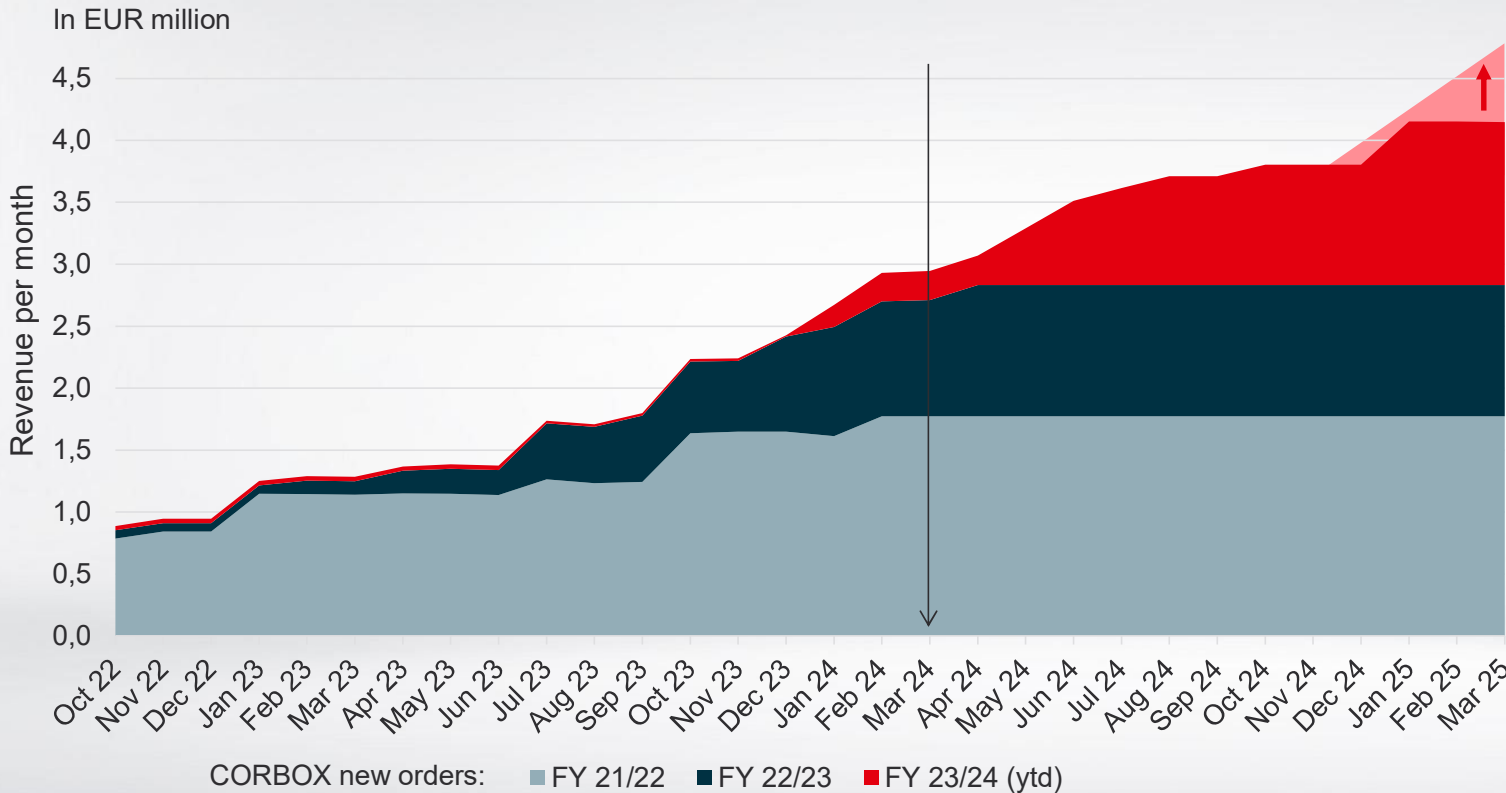
Automotive supplier
SAP
3 years, approx. EUR 1.0m p.a.

IT's that simple.

The CORBOX Order Intake Will Only Lead to Sustainable Growth in the Core Business after the Start-up Phase



Ramp-up operating revenues of new CORBOX orders



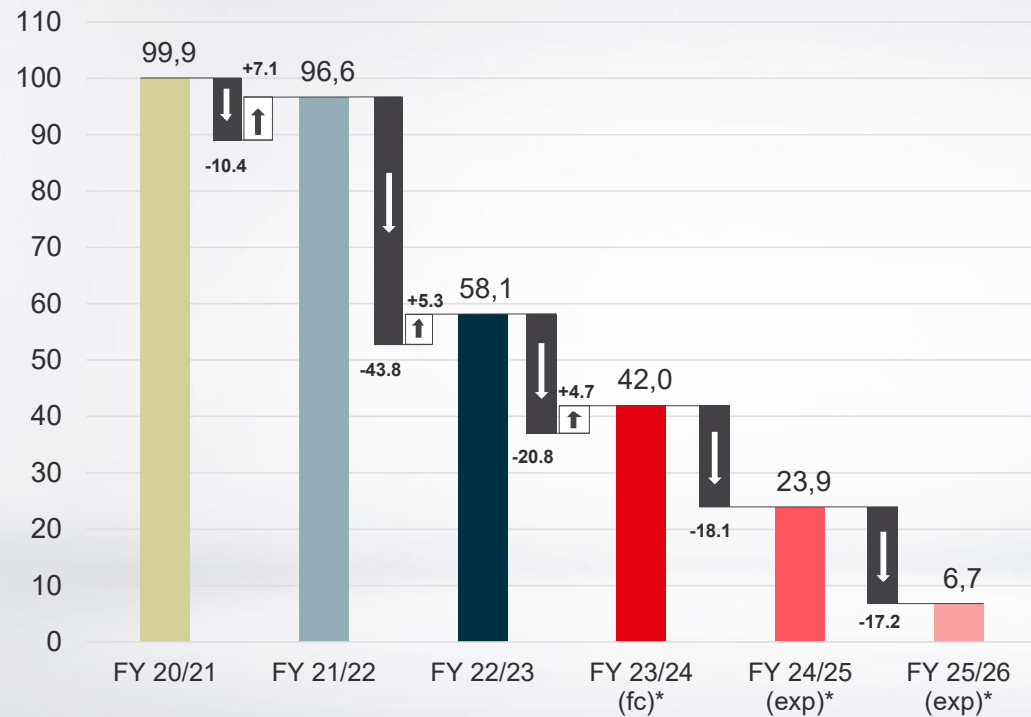
IT's that simple.

- CORBOX new orders have a ramp-up phase of approx. 9 months
- Thereafter 3-5 years contract term for operation and on average 3 extensions
- Further revenue growth expected by the end of the financial year
- Further CORBOX potential in the pipeline

High Reduction in Transformation Revenues in the 2022/23 Financial Year

Development of backlog in transformation revenues from legacy contracts

In EUR million



IT's that simple.

- High reduction in transformation revenues from legacy contracts of around EUR -38m from previous acquisitions in the 2022/23 financial year
- Backlog of transformation revenues significantly reduced
- "Normal" level of around EUR -15-20m per year expected again in the coming financial years

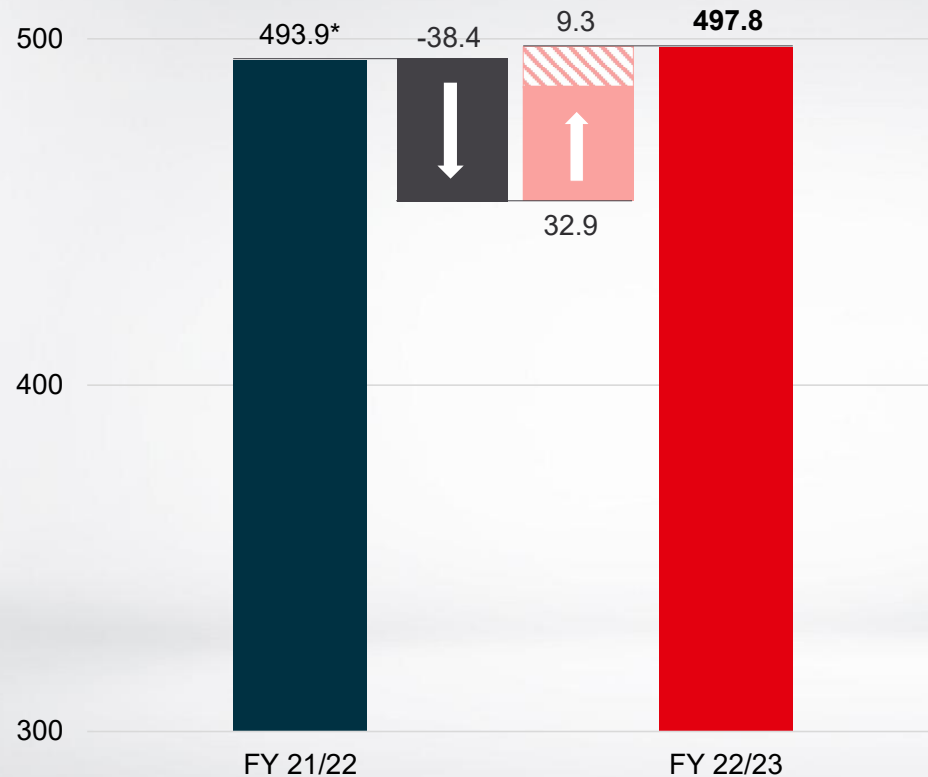
▾ Reduction of transformation revenues

▴ Addition of transformation revenues

*Expected development without new acquisitions

Financial Year 2022/23: Further Significant Growth in CORBOX Core Business

EUR m Revenue split



IT's that simple.

- High reduction in transformation revenue of around EUR 38m from previous acquisitions in financial year 2022/23 more than offset by organic and inorganic growth

- ▾ Reduction of transformation sales
- ▴ Organic growth
- ▨ Inorganic growth

*The previous year's figures have been adjusted. For details, see the 2022/23 Annual Report.

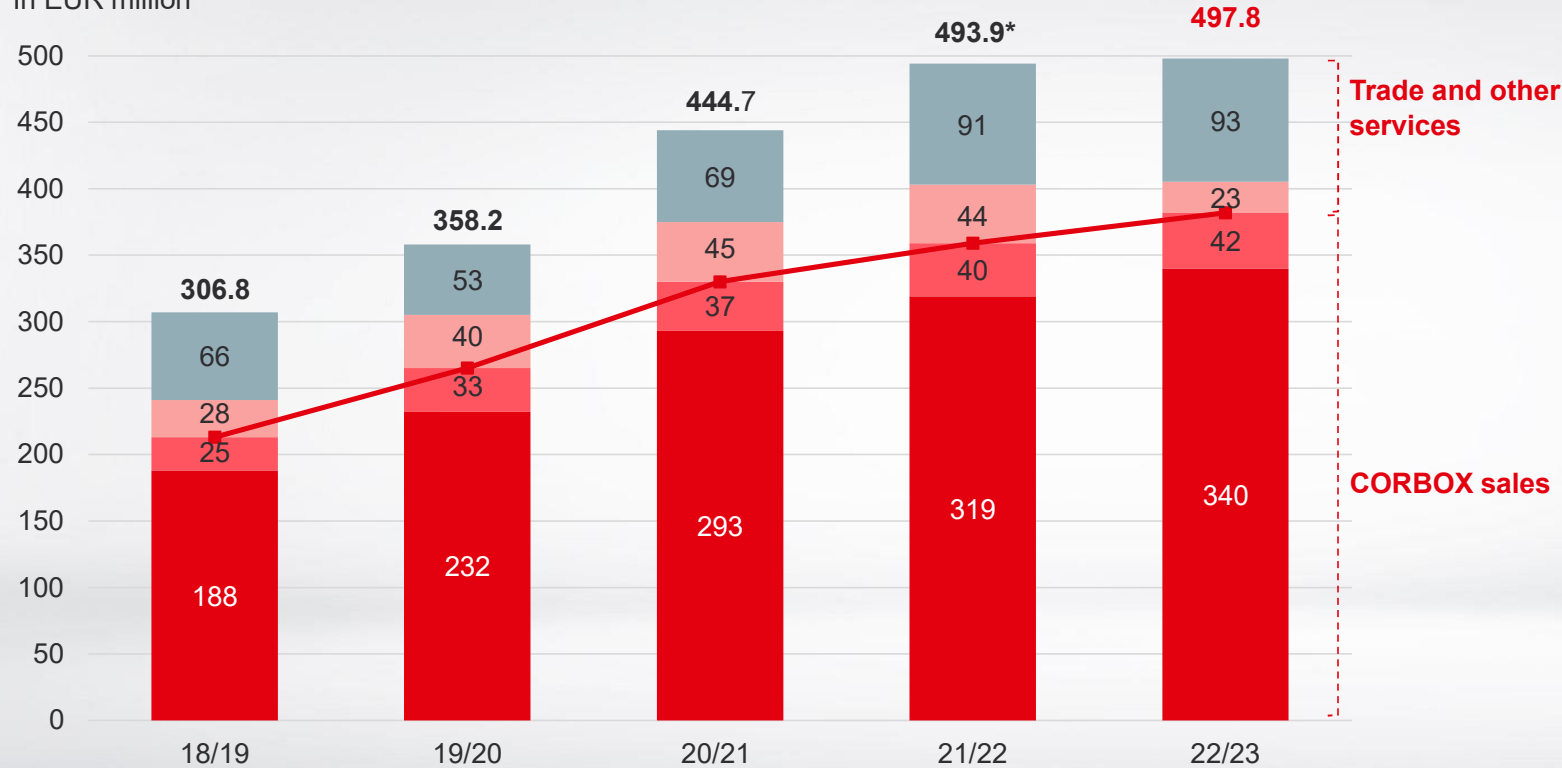
Revenue Development 2022/23 With Stable Growth in CORBOX Core Business and High Transformation Share



DATAGROUP

CORBOX revenues 2018/19 - 2022/23

In EUR million



IT's that simple.

The revenue performance is made up of

- EUR +32.9m organic growth
- EUR -38.4m reduction in transformation revenues from old contracts
- EUR +9.3m inorganic growth from M&A

- CORBOX basic contracts
- CORBOX-connected services
- Other services
- Trade & other

*The previous year's figures have been adjusted. For details, see the 2022/23 Annual Report.



Company Highlights

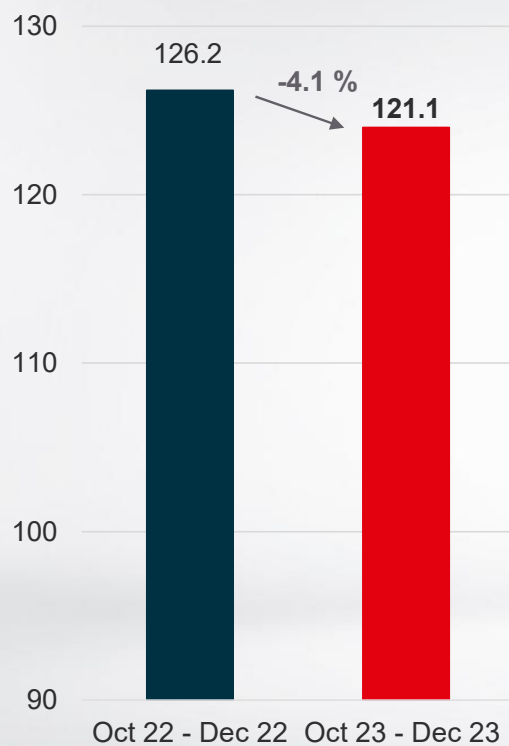
- Very strong order intake well above previous year:
 - 13 new CORBOX customers
 - 13 cross- & up-sellings
 - 16 contract extensions
- New Acquisition: CONPLUS in Dec. 2023 and iT TOTAL in Jan. 2024
- Further investments in the AI Ops platform and in the Cloud and Security business units of € 1.5m

Financial Highlights

- High demand for CORBOX core business
 - New CORBOX customer order intake of more than € 18m on an annual basis (as of March 2024)
- Services revenue up 4.2%, total share at 86.6%

Q1 23/24: Very strong order intake, revenue below previous year as expected

€m Revenue



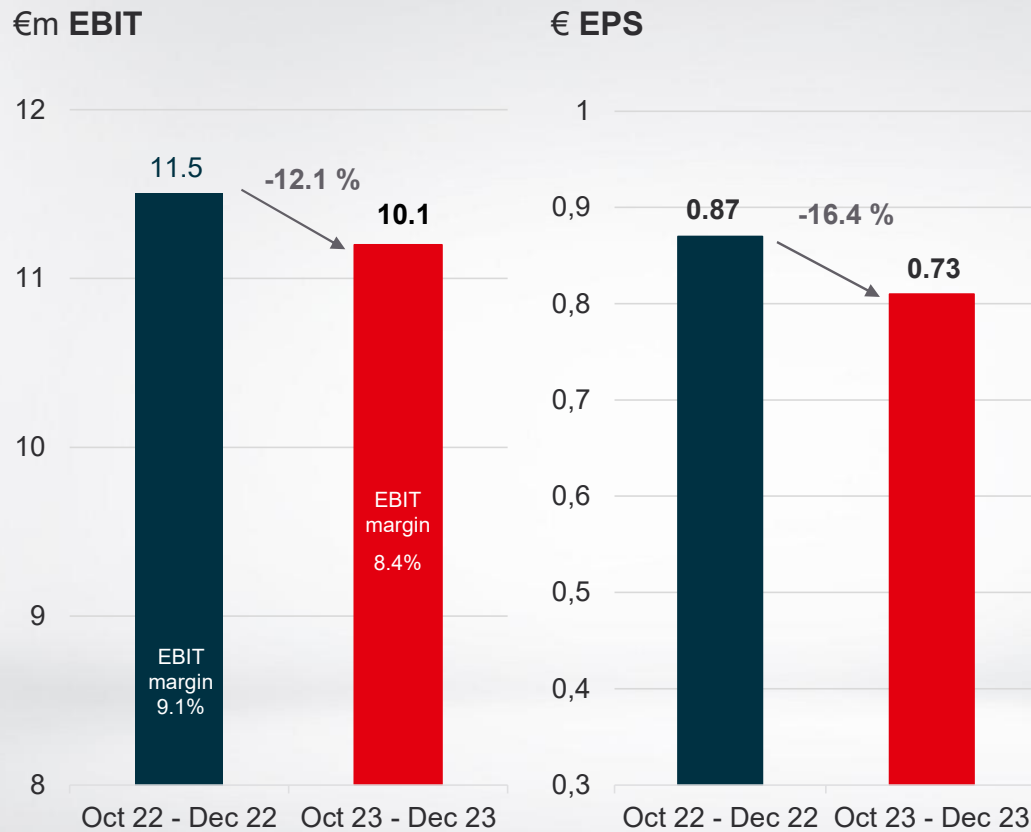
€m EBITDA



IT's that simple.

- Total revenue slightly below previous year due to the absence of the COVID-related special boom and the revenue transformation of low-margin contracts
- Service revenue increases by +4.2% whereas trade revenues with strong decrease due to discontinuation of the COVID-related hardware boom (mainly digital school boards)
- EBITDA margin remains strong despite investment of € 1.5m in AI, Cloud and Security
- Disproportionate decrease in EBIT vs. EBITDA especially due to increase in depreciation from purchase price allocation
- Good operating result development above previous year, but earnings burdened by investments

Q1 23/24: Earnings and margin influenced by investments in future topics KI, Cloud and Security



IT's that simple.

- Total revenue slightly below previous year due to the absence of the COVID-related special boom and the revenue transformation of low-margin contracts
- Service revenue increases by +4.2% whereas trade revenues with strong decrease due to discontinuation of the COVID-related hardware boom (mainly digital school boards)
- EBITDA margin remains strong despite investment of € 1.5m in AI, Cloud and Security
- Disproportionate decrease in EBIT vs. EBITDA especially due to increase in depreciation from purchase price allocation
- Good operating result development above previous year, but earnings burdened by investments



Selected P&L Ratios in Q1 23/24

Figures in € k	Q1 22/23	Q1 23/24	Change
Revenue	126,207 ¹⁾	121,069	-4.1%
<i>Services and maintenance</i>	100,582	104,790	+4.2%
<i>Trade</i>	25,821 ¹⁾	16,423	-36.4%
Other own work capitalized	449	-77	-117.2%
Changes in capitalized contract costs	-716	-1,054	+47.3%
Total revenues	125,940 ¹⁾	119,937	-4.8%
<i>Material expenses / Expenses for purchased services</i>	43,436 ¹⁾	34,878	-19.7%
Gross profit	82,504	85,059	+3.1%
<i>Personnel expenses</i>	57,720	62,885	+8.9%
EBITDA	19,676	18,519	-5.9%
EBITA	13,427	12,135	-9.6%
EBIT	11,508	10,117	-12.1%
<i>Financial result</i>	-391	-1,148	+193.7%
EBT	11,117	8,969	-19.3%
Net income	7,233	6,047	-16.4%
EPS (in €)	0.87	0.73	-16.4%

- Material expenses decrease primarily due to reduced trade revenues
- Increase in personnel expenses due to acquisitions, investments in sales force and new employees in the future-oriented areas of AI, Cloud and Security

1) The accounting regulations have been adjusted with regard to the assessment of revenue recognition in relation to agent activity from licensing transactions. This leads to a reduction in sales revenue and the same amount in material costs. In order to ensure comparability of the previous year's financial statements, sales revenue and material costs in the previous comparable quarter Q1 2022/2023 were reduced.



Selected Balance Sheet Ratios in Q1 23/24

Figures in € k	30.09.23	31.12.23	Change
Goodwill	157,025	169,206	7.8%
Non-current liabilities	151,789	156,929	3.4%
<i>thereof liabilities to banks</i>	65,903	65,887	0.0%
<i>thereof leasing liabilities</i>	33,414	30,269	-9.4%
<i>thereof pension provisions</i>	35,884	42,880	19.5%
Current liabilities	166,064	187,818	13.1%
<i>thereof liabilities to banks</i>	33,748	53,770	59.3%
<i>thereof leasing liabilities</i>	18,565	15,924	-14.2%
Cash and cash equivalents	21,879	37,999	73.7%
Trade receivables	57,010	56,938	-0.1%
Trade payables	13,069	14,331	9.7%
Total net debt	112,574	117,992	4.8%
Equity ratio (in %)	31.7	30.1	
Balance sheet total	465,287	493,422	6.0%

- Increase of Goodwill driven by acquisition of CONPLUS
- Despite the acquisition of € 9.6m in CONPLUS, net debt only increased by € 5.4m
- Net debt / EBITDA = 1.59

Cash Flow in Q1 23/24



Figures in € k	Q1 22/23	Q1 23/24	Change	Notes
Cash flow from operating activities	17,391	12,668	-27.2%	<ul style="list-style-type: none"> Operating Cash flow remains solid
Cash flow from investing activities	-5,041	-11,593	+130.0%	<ul style="list-style-type: none"> CAPEX : € 2,427k in Q1 23/24 after € 2,747k in Q1 22/23 Outflow of € 9,597 for acquisition of CONPLUS
Cash flow from financing activities	-4,328	15,045	-447.7%	<ul style="list-style-type: none"> Inflow from increase in financial liabilities of € 20,048k in Q1 23/24
Cash and cash equivalents on 31.12.	55,064	37,999	-40.3%	



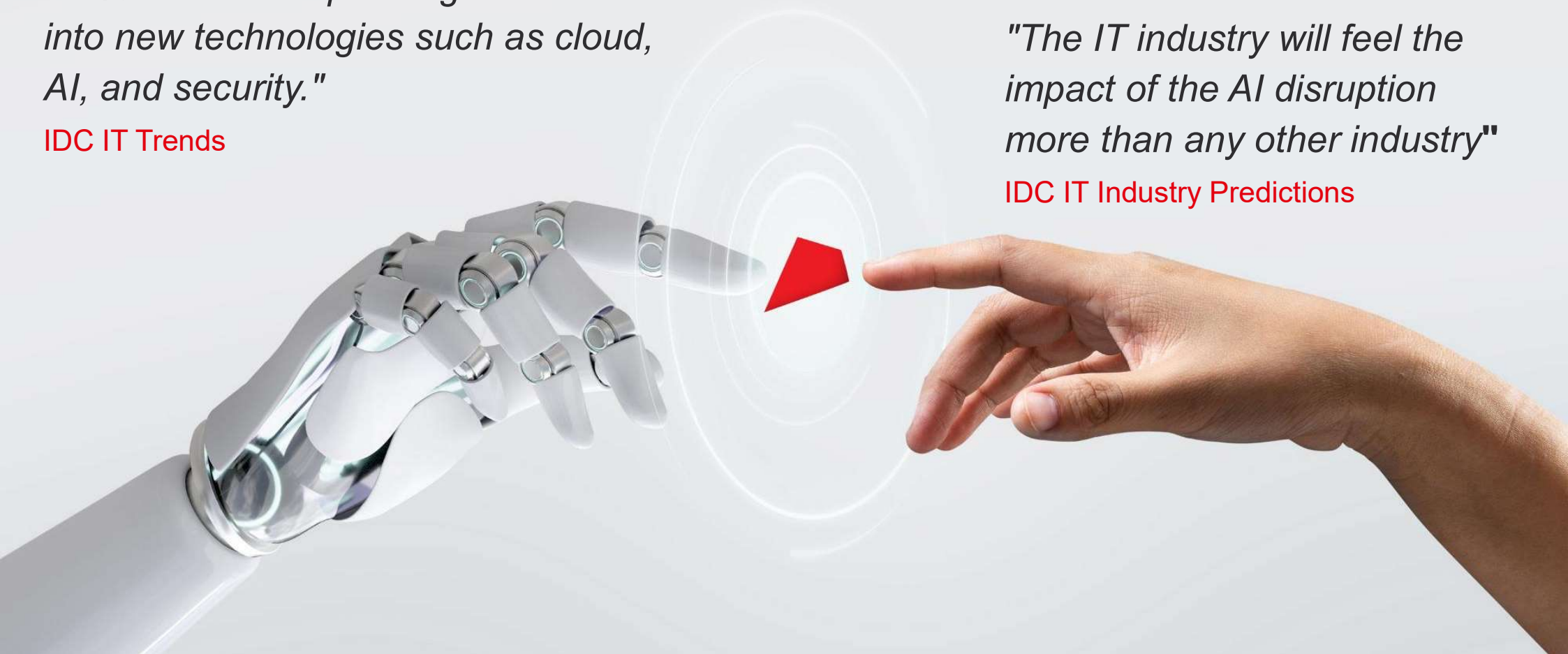
DATAGROUP

"75% of total IT spending will flow into new technologies such as cloud, AI, and security."

IDC IT Trends

"The IT industry will feel the impact of the AI disruption more than any other industry"

IDC IT Industry Predictions



EUR 6 Million in Investments in Future Technologies as Basis for Accelerated Future Growth



Artificial Intelligence



Cyber Security



Cloud Services



DATAGROUP

"AI will trigger a shift in the services provided by humans [...]. By 2025, 40% of service provision will include AI components [...]."

IDC IT Industry Predictions

Artificial Intelligence - HIRO Technology

Opening up a New Dimension of IT Service Production



DATAGROUP



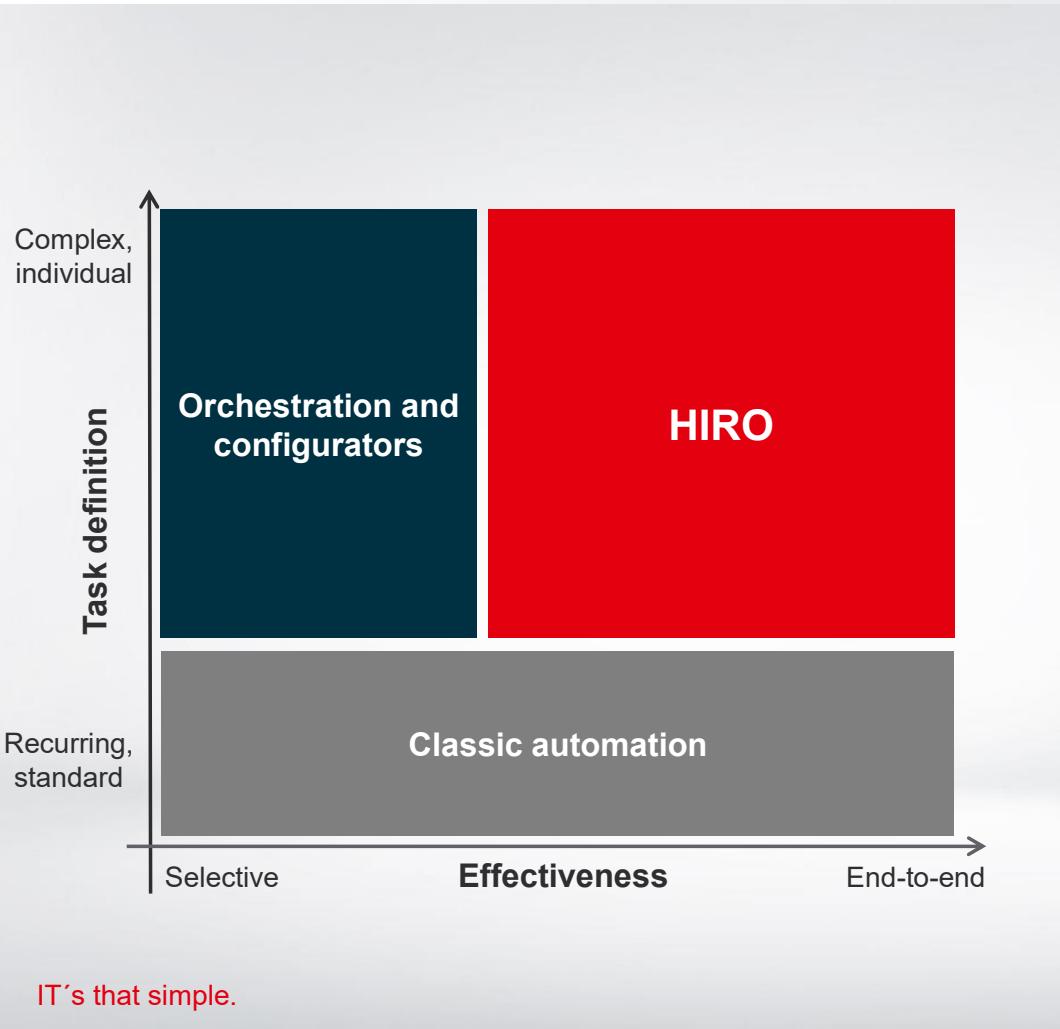
IT's that simple.

- HIRO, with its combination of knowledge graphs and reasoning model, is based on state-of-the-art AI technology, integrated into our sovereign CORBOX cloud
- HIRO can capture and multiply expert knowledge for IT service production
- Scaling of service capacity independent of access to skilled labor and at minimal marginal costs

Artificial Intelligence IT Automation for the Previously Unattainable




DATAGROUP



- HIRO enables automation of heterogeneous and individual tasks
- The AI model is trained to individually compile and execute suitable work steps

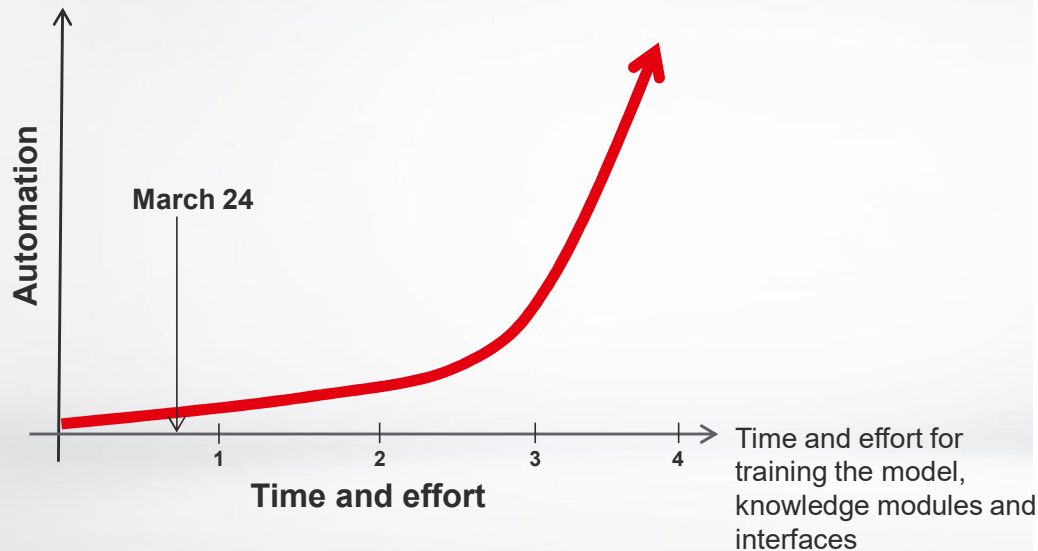
Artificial Intelligence High Potential in the DATAGROUP Production Model



- The production model, which is based on central tools and platforms, offers great potential
- Target: 15% additional unit cost reduction in the relevant services in 2-3 years through HIRO

Artificial Intelligence Exponential Growth in Automation

Automation progress, further
use cases, customers,
platforms



IT's that simple.

- More time and effort for training the model, knowledge modules and interfaces in the start-up phase
- Fewer and fewer new skills are required for new tasks and the platform's capability is growing exponentially
- The combination of own intellectual property (IP) of the technology and the training of the model creates a valuable asset

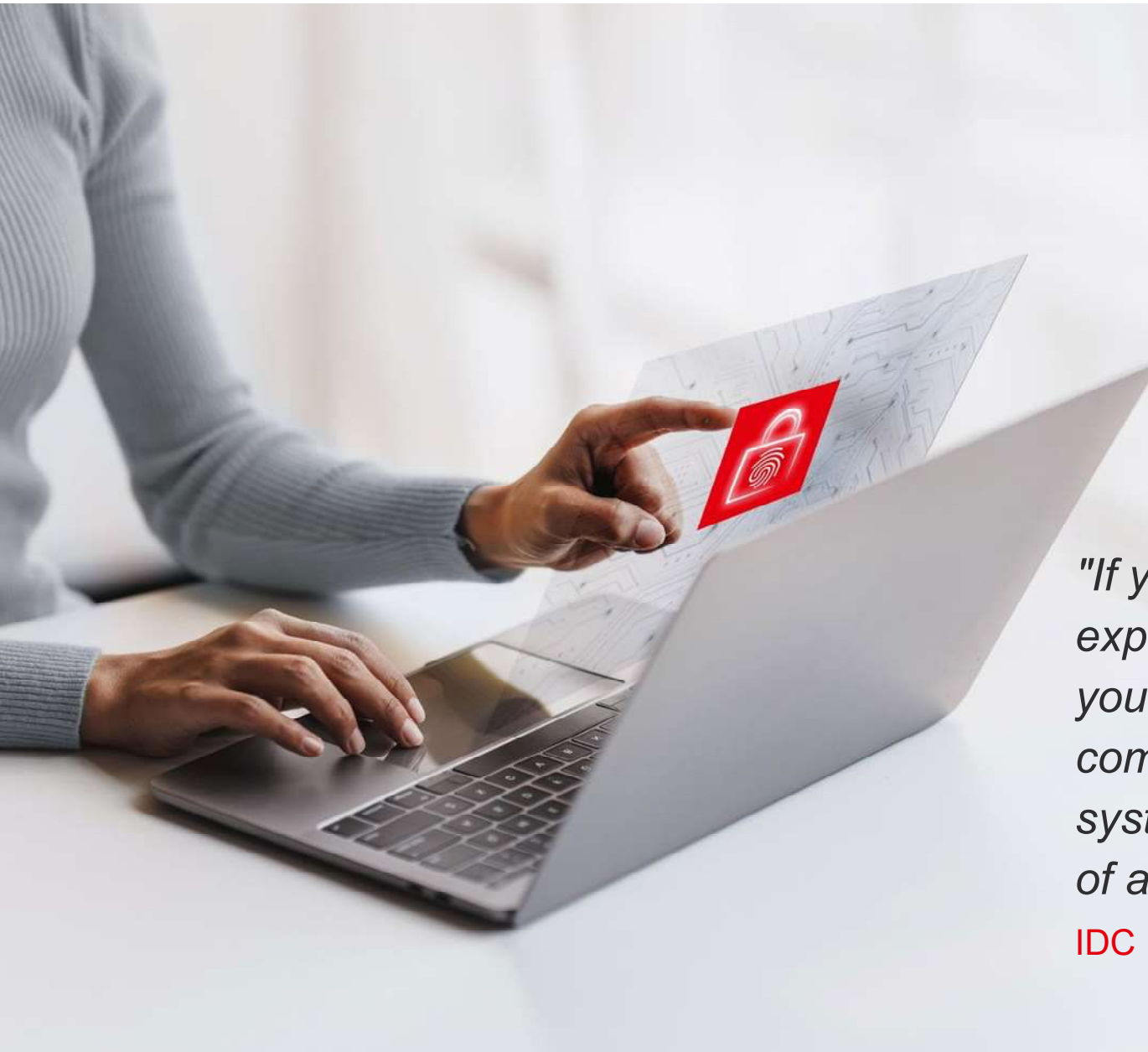


DATAGROUP

By using our HIRO AI technology, we achieve significant increases in productivity, greater scalability, and a decisive competitive advantage.



DATAGROUP



"If you want to minimize your exposure to cyber security threats, you need to be among the minority of companies that comprehensively and systematically manage security risks of all kinds and in all areas."

IDC IT Security Leadership Strategies

Cyber Security is Existential for Companies and Organizations



DATAGROUP

Excerpt from the BSI situation report 2023 on ransomware:


2 

Ø Ransomware attacks on local authorities or municipal companies per month.


More than **2,000** 
vulnerabilities in software products
(15% of which were critical) became known on average per month during the reporting period.
This is an **increase of 24%**.

 **68**

successful ransomware attacks on companies.

A quarter of a million
 new **malware variants**
were found on average every day during the reporting period.

66% of all **spam emails** in the reporting period were **cyberattacks**:
 34% blackmail emails,
32% scam emails.

84% of all fraudulent e-mails were **phishing e-mails** to steal authentication data, mostly from banks.


Source: BSI Situation Report 2023, presentation based on IT-Service.Network,
Reporting period: June 1, 2022 to June 30, 2023

IT's that simple.

- Increasing digitalization increases the attack surface and dependence on secure IT systems
- According to the "Hiscox Cyber Readiness Report 2023", one in five companies was on the brink of insolvency after a cyber attack
- Effective IT security is now more vital than ever for companies, organizations and IT service providers

Cyber Security - Increasing Legal Requirements on Companies Lead to Growth Potential for IT Security Services

"7-Lines of Defense"

Mail Gateway / Firewall

Proxy / Intrusion
Detection & Prevention

Endpoint Detection and
Response

Virus scanner / Patching

Vulnerability
Management System

Compromise Scanner

Immutable Backup



Requirement level
NIS 2 directive mandatory
from October 2024 for
approx. 30,000 additional
companies



IT's that simple.

- Today's security requirements can no longer be met by many customers on their own infrastructures and are drivers for cloud and managed IT services
- Increasing regulatory requirements for large parts of the economy regarding cyber security are reinforcing this development

Cyber Security - DATAGROUP's Security Portfolio and Capabilities Have Been Significantly Expanded



IT's that simple.

- Security operation capacity now expanded to 230 specialists
- Foundation of DATAGROUP Cyber Security GmbH as a specialized unit
- Strong partner network:



- Exclusive German partner of the CISCO CRETE program



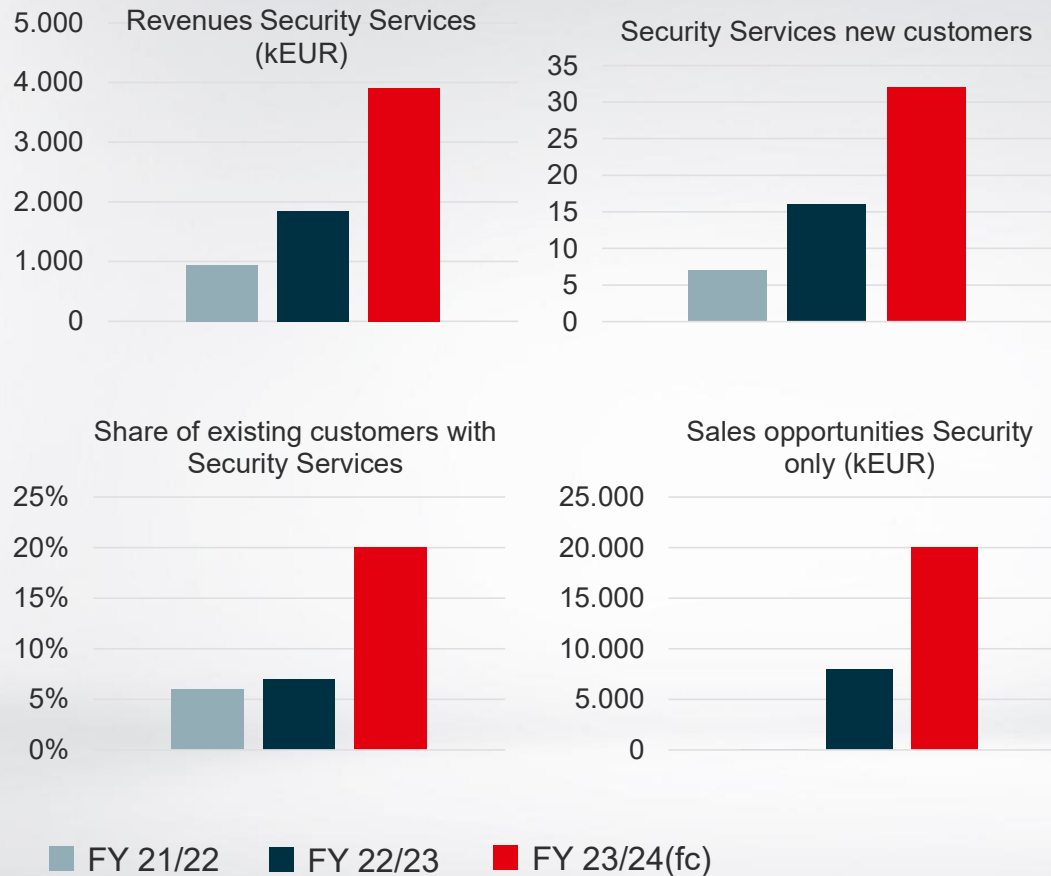
- Co-founder of the DIRT - German Incident Response Team



- Managed Services Partner of XM Cyber a company of the of the schwarz digits group



Cyber Security - Investments Are Already Having an Impact



IT's that simple.

- Good growth in security sales and new customers
- High potential in cross-selling and upselling in the CORBOX existing customer base
- Volume of sales opportunities with pure security scope increased significantly



DATAGROUP



With our expanded cyber security capabilities and capacities, we protect our customers and DATAGROUP from increasing cyber risks.



DATAGROUP

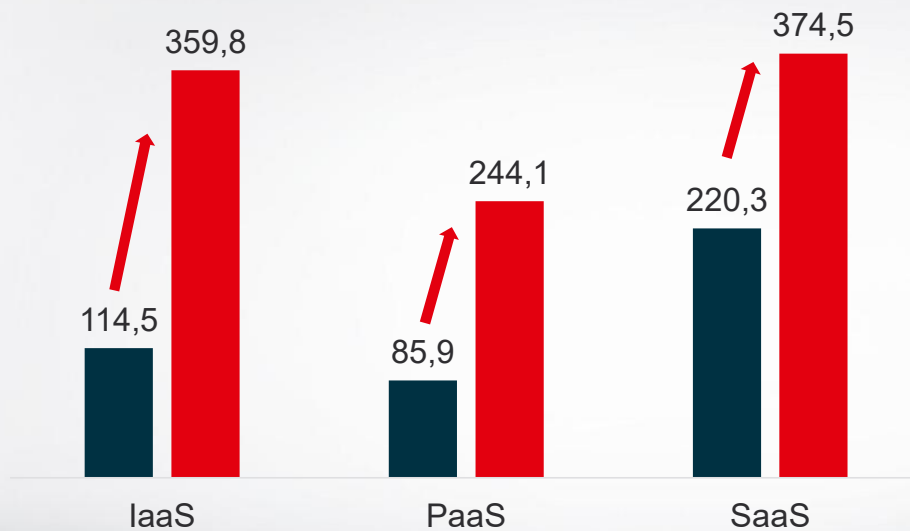


*"By 2025, 95% of new digital workloads
will be delivered on cloud platforms."*

Gartner

Cloud Services are Becoming the Dominant Operating Model

Continued growth of the cloud market



Public cloud revenues in billion US\$

■ 2022 ■ 2028

Source: Statista Market Insights 2023

IT's that simple.

- Cloud services are massively changing the depth and structure of value creation in the IT industry
- Demand for operating and transformation services is shifting to cloud technologies

In the Growing Cloud Market, Customer Needs are Becoming More Differentiated and Offer New Opportunities

"Gartner predicts that by 2027 over 70% of companies will use industry-specific clouds."

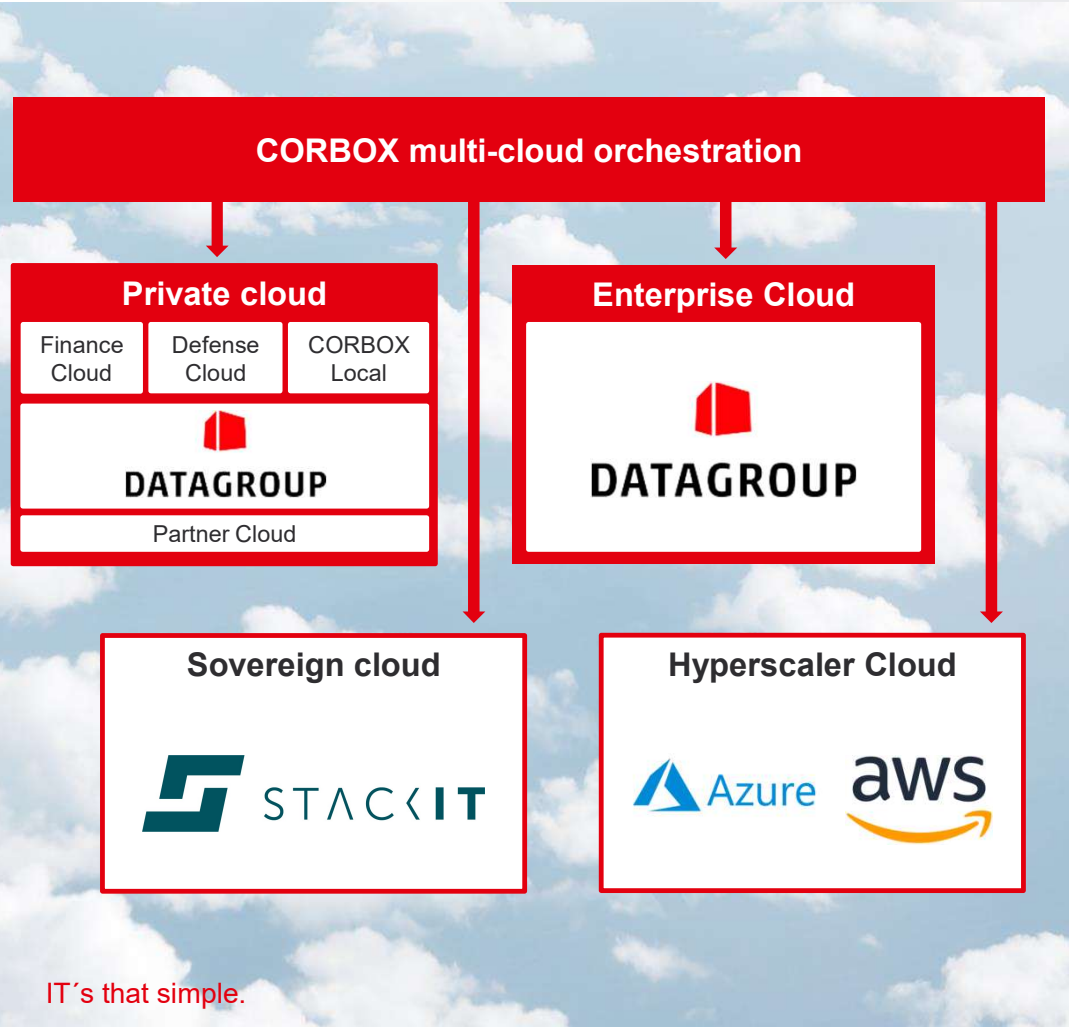
Gartner



IT's that simple.

- In addition to hyperscalers and private clouds, sovereign and industry-specific cloud offerings gain importance
- Multi-cloud strategies avoid dependency and fulfill regulatory requirements

Full Service Multi-cloud Offering for SMEs



IT's that simple.

- New customers and future-proof portfolio by combining multi-cloud orchestration with own cloud platforms
- Cloud transformation from a single source - with Landing Zone Standard and end-to-end migration expertise



DATAGROUP



We are the leading managed service provider for multi-cloud services in the SME sector with a unique complete offering of all relevant cloud variants.



DATAGROUP

IT's that fundamental.

Successful M&A Activities
as a Further Pillar of Growth



Systematic Approach for Inorganic Growth Profiles of Attractive Acquisition Candidates



IT's that simple.

- Profile #1:
Regional system houses on the way to becoming IT service providers
- Profile #2:
Strengthening expertise in the CORBOX core business (incl. technology and automation expertise)
- Profile #3:
IT service provider in the SME target customer market
- Profile #4:
Strengthening digitalization competence

Financial Year 2023/24: Acquisition of iT TOTAL AG

Profile: Regional System House on the Way to Becoming IT Service Provider



DATAGROUP

iTtotal

DIE SYSTEMDENKER
Ein Unternehmen der DATAGROUP



~ EUR 11m
revenues



~ 40
Employees



IT system house



Rottweil,
Stuttgart

At a glance

- IT system house with a sales mix of trade and services
- Share of managed services growing strongly
- Attractive SME customer portfolio with cross-selling and upselling potential
- Very good customer access for the placement of CORBOX services
- Highly qualified IT expertise in the workforce

Opportunities & outlook

- Strategic expansion of regional presence in Baden-Württemberg
- Transformation to a full-service provider in the CORBOX core business
- Improving profitability through transformation into an IT service provider

IT's that simple.

Financial Year 2023/24: Acquisition of the conplus Group

Profile: IT Service Provider in the SME Target Customer Market



At a glance

- SAP Business One Specialist
- Attractive customer portfolio
- Highly qualified IT expertise in the workforce

Opportunities & outlook


- Strong positioning of SAP Business One expertise
- DATAGROUP is one of the top 3 SAP Business One partners in Germany
- Cross- and upselling between the Hövermann IT Group and conplus
- Good area coverage in the north and west of Germany




~ EUR 6m
revenues



~ 22
Employees



SAP Business
One expert



Mönchengladbach,
Ahrensburg

IT's that simple.

FY 2023/24: Acquisition of ISC Innovative Systems Consulting*


Profile: Regional System House on the Way to Becoming IT Service Provider




~ EUR 12m
revenues



~ 50
Employees



SAP consulting
company



Rosenheim,
Montabaur

At a glance

- ISC Innovative Systems is an established SAP consulting company for medium-sized companies
- Cross-industry range of services from value-added reselling (licenses), SAP implementation and individual SAP solutions

Opportunities & outlook

- ISC's services complement and expand the CORBOX portfolio, particularly in the area of SAP
- Strengthening the SAP business within the Group and expanding SAP expertise
- Expanding presence in southern Germany and leveraging synergies
- Strengthening the product portfolio, customer base and employee expertise

*The transaction is expected to close in the third quarter of the current financial year.

IT's that simple.

M&A-History

2006 – 2009

- 2006 **Messerknecht** (120 EE)
- 2006 **ICP** (15 EE)
- 2007 **EGT Informationssysteme** (25 EE)
- 2007 **Hamann und Feil** (20 EE)
- 2007 **Corporate Express** (20 EE)
- 2008 **Best Computer Support** (30 EE)
- 2008 **Hanseatische Datentechnik** (150 EE)
- 2008 **bte bürotechnik eggert** (10 EE)

2010 – 2013

- 2010 **Arxes** (380 EE)
- 2010 **Ptecs** (50 EE)
- 2011 **BGS** (120 EE)
- 2011 **DATAGROUP IT Solutions** (20 EE)
- 2011 **DATAGROUP Consulting** (10 EE)
- 2012 **PC-Feuerwehr** (10 EE)
- 2012 **Consinto** (350 EE)

2014 – 2017

- 2014 **Excelsis** (50 EE)
- 2015 **Vega** (120 EE)
- 2016 **HP Enterprise** (306 EE)
- 2017 **HanseCom** (70 EE)
- 2017 **ikb Data** (72 EE)

2018 – 2020

- 2018 **ALMATO** (40 EE)
- 2019 **UBL** (70 EE)
- 2019 **IT-Informatik** (300 EE)
- 2019 **Mercoline** (60 EE)
- 2020 **Portavis** (200 EE)
- 2020 **Cloudeteer** (29 EE)

2021 – 2024

- 2021 **dna** (104 EE)
- 2021 **URANO Informationssysteme** (300 EE)
- 2022 **Hövermann IT** (55 EE)
- 2023 **systemzwo** (38 EE)
- 2023 **conplus** (22 EE)
- 2024 **iT TOTAL** (40 EE)
- 2024 **ISC** (50 EE)

3.206

new employees
since October 2006

EE = employee



DATAGROUP



IT's that visionary.

Outlook



The Right Focus for a Successful Future



DATAGROUP



IT's that simple.

- Investments in future technologies to tap future growth potential
- Organic growth in CORBOX core business through new customers, cross-selling and upselling
- Reduction in transformation revenue from previous acquisitions
- Strengthening our position as a top employer and sustainable company
- Further inorganic growth with a defined focus

We are Well on the Way to Achieving our Operating Targets for the 2023/24 Financial Year



100%


Cross- and upselling:
approx. EUR 5.3m
revenues p.a.

New customers in CORBOX core business
approx. EUR 18.5m revenues p.a.


**Extension of existing CORBOX
customer contracts:**
26 contract extensions

M&A:
Acquisition of conplus and iT TOTAL


Growth through cross-selling and upselling to existing CORBOX customers

 Target: approx. EUR 10-15m revenues p.a.


New customers in the CORBOX core business

 Target: approx. EUR 10-15m revenues p.a.

Extension of existing CORBOX customer contracts

 Target: 20% of the CORBOX order backlog annually

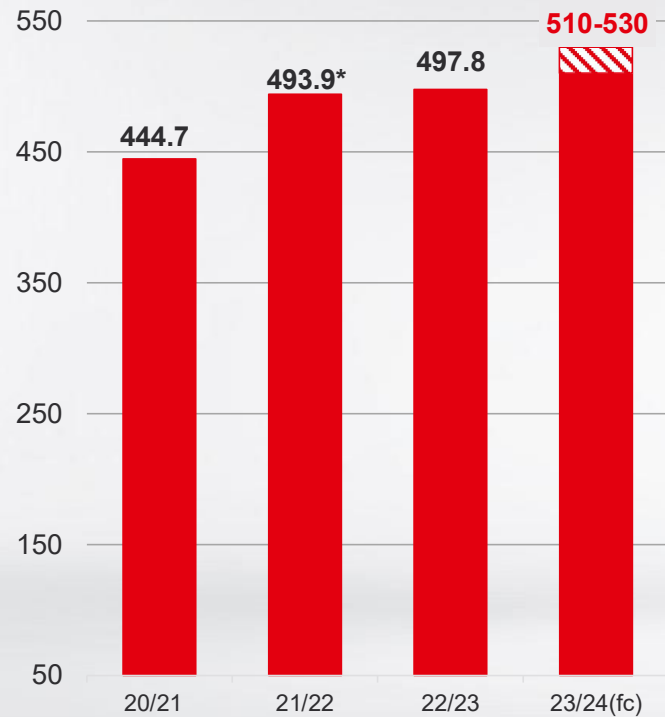
Inorganic growth

 Target: 2-4 new acquisitions per year

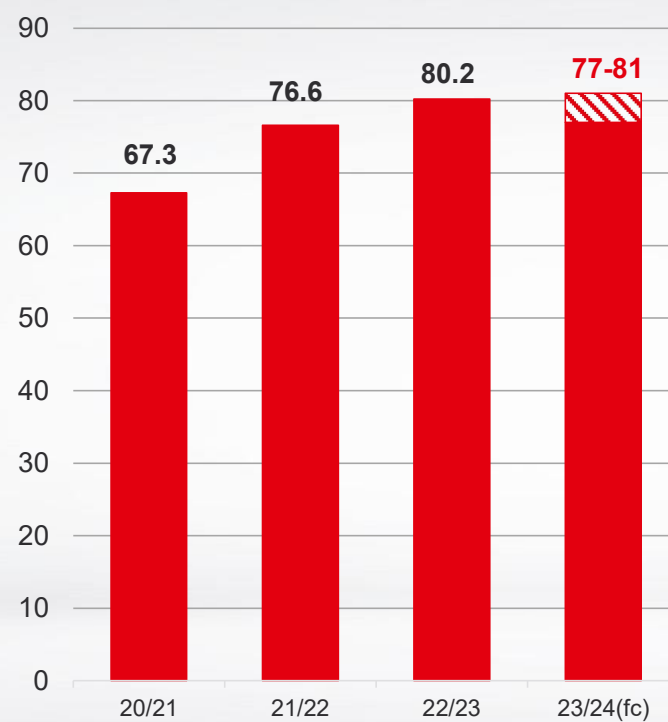
Our Guidance for the 2023/24 Financial Year with Growth, Transformation, Future Investments



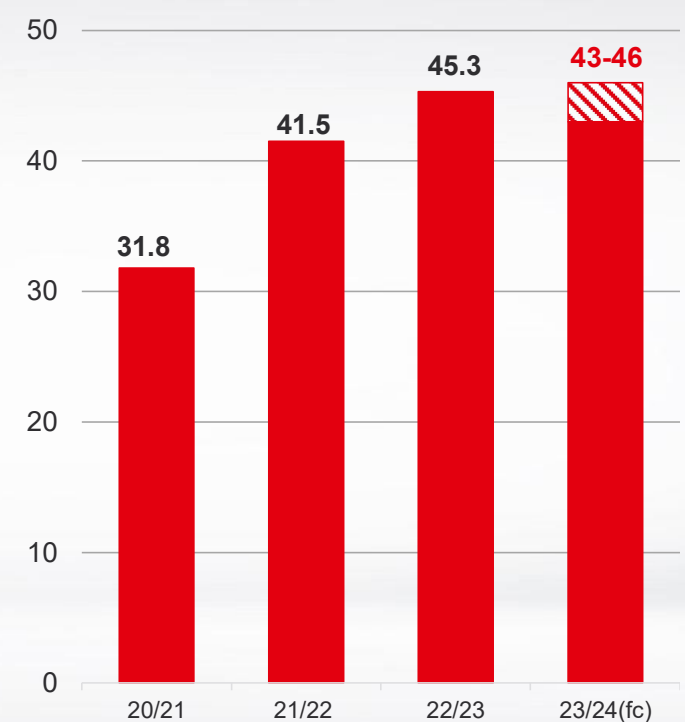
EUR m Revenues



EUR m EBITDA



EUR m EBIT



*The previous year's figures have been adjusted. For details, see the 2022/23 Annual Report.

IT's that simple.



DATAGROUP

IT's that solid.

Appendix





Selected P/L ratios in FY 2022/23:

Figures in € k	FY 2021/22	FY 2022/23	Change
Revenues	493,950	497,796	0.7%
Other own work capitalized	1,643	2,153	31.1%
Changes in capitalized contract costs	-3,580	-4,086	14.1%
Total revenues	492,013	495,863	0.7%
<i>Material expenses / Expenses for purchased services</i>	162,244	154,670	-4.7%
Gross profit	329,769	341,193	3.5%
<i>Personnel expenses</i>	233,440	243,640	4.4%
EBITDA	76,459	80,228	4.9%
EBITA	48,852	52,977	8.4%
EBIT	41,453	45,318	9.3%
<i>Financial result</i>	-4,719	-4,077	-13.6%
EBT	36,733	41,241	12.3%
Net income	22,028	28,265	28.3%
EPS (in €)	2.64	3.39	28.3%

- Sales slightly above previous year's level despite € 40m negative effects on an annual basis
- Proportion of services at a high level of 81.4%
- Earnings improvement thanks to reduction of external services by establishing own resources
- Significant increase in EPS from € 2.64 to € 3.39 (+28.3%) driven by a strong result and the return to a normal tax ratio



Selected balance sheet ratios of FY 2022/23:

Figures in € k	30.09.2022	30.09.2023	Change
Goodwill	151,436	157,025	3.7%
Non-current liabilities	161,479	151,789	-6.0%
<i>thereof liabilities to banks</i>	69,225	65,903	-4.8%
<i>thereof leasing liabilities</i>	34,442	33,414	-3.0%
<i>thereof pension provisions</i>	36,103	35,884	-0.6%
Current liabilities	194,647	166,064	-14.7%
<i>thereof liabilities to banks</i>	9,008	33,748	274.6%
<i>thereof leasing liabilities</i>	18,052	18,565	2.8%
Cash and cash equivalents	47,042	21,879	-53.5%
Trade receivables	55,148	57,010	3.4%
Trade payables	15,827	13,069	-17.4%
Total net debt	109,302	112,574	3.0%
Equity ratio (in %)	26.4	31.7	
Balance sheet total	483,584	465,287	-3.8%

- Solid balance sheet structure offers scope for further growth
- Equity ratio further improved to 31.7%
- Reduction in total assets through establishment of a new more flexible finance structure in March 2023
- Net debt on prior year level despite investment in new subsidiaries and dividend payment



Cash flow FY 2022/23:

Figures in € k	FY 2021/22	FY 2022/23	Change	Notes
Cash flow from operating activities	70,254	46,664	-33.6%	<ul style="list-style-type: none">▪ Very good cash flow from operating activities shows the strength of DATAGROUP's business model
Cash flow from investing activities	-44,778	-64,834	44.8%	<ul style="list-style-type: none">▪ CAPEX: € 15,234k as per 22/23 after € 8,810k as per 21/22▪ € 50,930k: earn-out payments and outflow for acquisitions
Cash flow from financing activities	-22,525	-6,993	-69.0%	<ul style="list-style-type: none">▪ Outflow for finance lease as a lessee € 15,421k as per Q4 22/23 after € 12,789k as per Q4 21/22▪ Borrowing of promissory note loan € 30,000k, repayment of promissory note loan € 9,000k
Changes in cash and cash equivalents	2,950	-25,163	-953.0%	
Cash and cash equivalents on 30.09.	47,042	21,879	-53.5%	

Financial Calendar 2024



- 15.01.2024 Oddo Forum, Lyon
- 25.01.2024 Warburg, Klein Aber Fein, Frankfurt
- 07.02.2024 Hamburg Investor Days, Hamburg
- 20.02.2024 Publication of figures for the first quarter of 2023/24
- 14.03.2024 Annual General Meeting, Pliezhausen
- 22.04.2024 Metzler Small Cap Days, Frankfurt/Main
- 23.04.2024 Quirin Champions Conference, Frankfurt/Main
- 13-15.05.2024 Spring conference, Frankfurt/Main
- 23.05.2024 Publication of figures for the second quarter of 2023/24
- 20.08.2024 Publication of figures for the third quarter of 2023/24
- 23.09.2024 Berenberg Goldman Sachs, Munich
- 24.09.2024 Baader Investment Conference, Munich
- 21.11.2024 Publication of the preliminary figures for the 2023/24 financial year
- 25-27.11.2024 Equity Forum 2024

Contact



Anke Banaschewski
Investor Relations

M +49 177 41 80 747
anke.banaschewski@datagroup.de

DATAGROUP SE
Wilhelm-Schickard-Straße 7
72124 Pliezhausen, Germany
datagroup.de

Disclaimer



This presentation has been produced by DATAGROUP SE with the sole purpose of providing decision support for the recipient.

This presentation is no prospectus and in no way is intended to be an offer or solicitation to purchase or subscribe to corporate shares or other securities.

This presentation has been produced to the best of our knowledge. However, DATAGROUP assumes no responsibility for the correctness and completion of the statements explicitly or implicitly made in this presentation. This also applies to any other written or oral statement, which was made to the interested recipient or her/his consultants. Any liability is expressly excluded.

This presentation contains statements, estimates and projections related to the expected future development. They are based on different assumptions made by the management of DATAGROUP SE in relation to the expected results and may prove to be true or false depending on the actual development. We assume no liability for the correctness of these statements. The statements made in this presentation represent only a selection and are therefore not exhaustive. Extensions, modifications or adjustments are explicitly subject to change. DATAGROUP SE assumes no liability for the correctness of figures and estimates taken from publicly accessible sources that have been explicitly marked.

This presentation is confidential and may not be redistributed in whole or in part to third parties.

Under no circumstances should employees, representatives, agents, consultants, customers or suppliers of DATAGROUP SE be contacted without prior agreement.